














	Augusta Zoysia	Empire Zoysia	Nara Native Zoysia	Jari Blu Native Zoysia	Palmetto Buffalo	Prestige Darkest Green Buffalo	Sapphire Buffalo	Sir Walter Buffalo	AgriDark Premium Sports Turf	Oz Tuff Native Couch Sports Turf	Wintergreen Couch
	TURF TYPES											
	RECOMMENDED MOWING HEIGHT	25-40mm in Sun 40-50mm in Shade	25-40mm in Sun 40-50mm in Shade	25-40mm in Sun 40-50mm in Shade	25-40mm in Sun 40-50mm in Shade	35-40mm in Sun 40-50mm in Shade	35-40mm in Sun 40-50mm in Shade	35-40mm in Sun 40-50mm in Shade	35-40mm in Sun 40-50mm in Shade	25-40mm in Sun 40-50mm in Shade	25-40mm in Sun 40-50mm in Shade	25-40mm in Sun 40-50mm in Shade
	LEAF WIDTH	1-2mm	5-7mm	5-7mm	5-7mm	8-9mm	8-9mm	7-8mm	8-9mm	2mm	2mm	2mm
	FROST TOLERANCE	Excellent	Excellent	Excellent	Excellent	Excellent	Excellent	Excellent	Excellent	Excellent	Excellent	Moderate
	GROWTH RATE	Slow	Slow	Slow	Slow	Moderate	Moderate	Moderate	Moderate	Moderate	Moderate	Moderate
	SALT TOLERANCE	Excellent	Excellent	Excellent	Excellent	Good	Good	Good	Good	Moderate	Excellent	Moderate
	WEED RESISTANCE	Excellent	Excellent	Excellent	Excellent	Excellent	Excellent	Excellent	Excellent	Moderate	Moderate	Moderate
	INSECT RESISTANCE	Excellent	Excellent	Excellent	Excellent	Good	Good	Good	Good	Moderate	Moderate	Moderate